

S **32** **S** - **C** **T**

1 2 3 4 5

1 Tipo da Barra

S	Barra sólida de aço
A	Barra de aço com refrigeração interna
C	Barra com haste de metal duro

2 Diâmetro da Barra

Diagram showing a cylindrical bar with a diameter labeled as $\phi dg7$.

3 Comprimento

K	125	U	350
M	150	V	400
Q	180	W	450
R	200	Y	500
S	250	X	Special
T	300		

4 Sistema de Fixação

Fixação por Alanca		Fixação por Parafuso	
P		S	
Fixação por Cunha-Grampo		Fixação por Grampo	
M		C	

F **P** **R** - **16** -

6 7 8 9 10

5 Formato do Inserto

W	S	T
C	D	E
K	V	R

6 Ângulo de Ataque

F	
K	
L	
Q	
U	
Z	

7 Ângulo de Folga

N	B
C	P

8 Sentido da Ferramenta

R

L

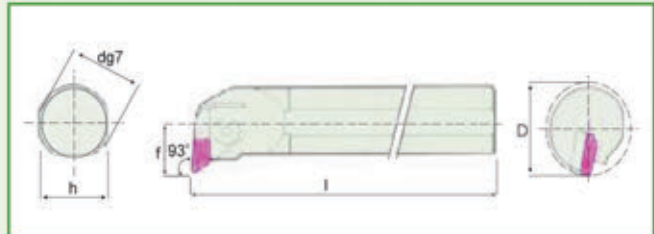
9 Comprimento da aresta de corte

10 Opções do Fabricante

Código opcional do fabricante

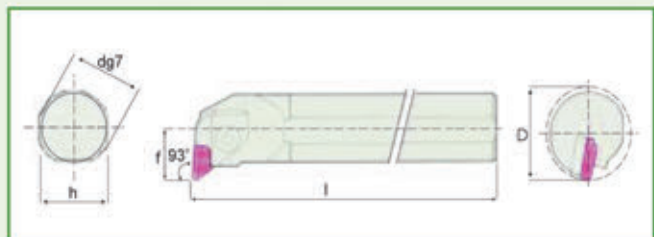
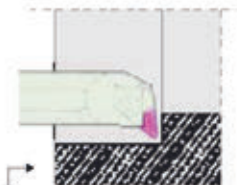
Fixação por Grampo

CKUNR



Código	Dimensão (mm)					Inserto	Componentes					
	d	h	f	l	D min.		Grampo R	Parafuso	Chave	Mola	Calço R	Rebite
S32U CKUNR 16	32	30	22	350	44	 KN_16						
S40W CKUNR 16	40	37	27	450	48		170.5-825	170.5-865	Allen 4,0	170.5-848	170.5-850	174.1-866

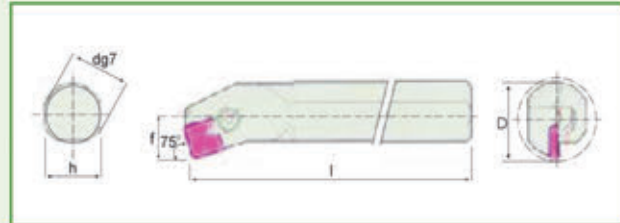
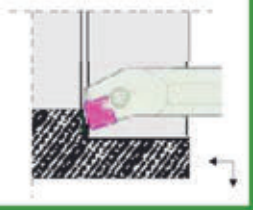
CKUNL



Código	Dimensão (mm)					Inserto	Componentes					
	d	h	f	l	D min.		Grampo L	Parafuso	Chave	Mola	Calço L	Rebite
S32U CKUNL 16	32	30	22	350	44	 KN_16						
S40W CKUNL 16	40	37	27	450	48		170.5-824	170.5-865	Allen 4,0	170.5-848	170.5-850	174.1-866

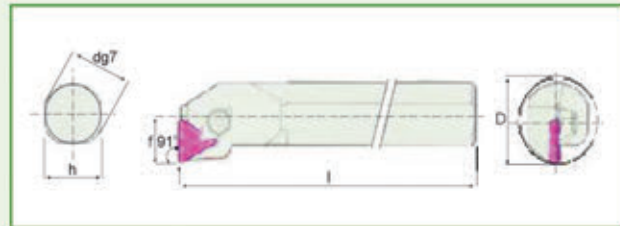
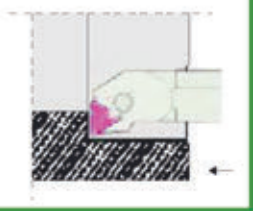
Fixação por Grampo

CSKPR



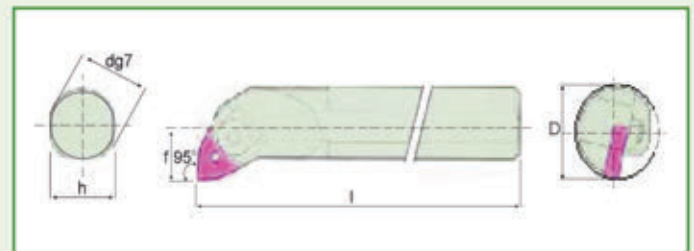
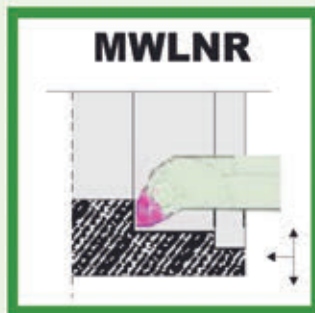
Código	Dimensão (mm)					Inserto	Componentes			
	d	h	f	l	D _{min.}		Cj. Grampo	Chave	Calço	Rebite
S16R CSKPR/L 09	16	15	11	200	20	SP_09	174.9-830-1	Allen 2,5	-	-
S20S CSKPR/L 09	20	18	13	250	25				-	-
S25T CSKPR/L 12	25	23	17	300	32	SP_12	174.9-832-1	Allen 3,0	-	-
S32U CSKPR/L 12	32	30	22	350	40				174.2-850	174.1-865

CTFPR



Código	Dimensão (mm)					Inserto	Componentes			
	d	h	f	l	D _{min.}		Cj. Grampo	Chave	Calço	Rebite
S12M CTFPR/L 11	12	11	9	150	16	TP_11	172.9-826-1	Allen 2,5	-	-
S16R CTFPR/L 11	16	15	11	200	20				174.9-830-1	-
S20S CTFPR/L 11	20	18	13	250	25	TP_16	174.9-832-1	Allen 3,0	-	-
S25T CTFPR/L 16	25	23	17	300	32				175.2-850	174.1-865
S32U CTFPR/L 16	32	30	22	350	40	TP_22	174.9-832-2	Allen 3,0	175.2-850	174.1-865
S40U CTFPR 22	40	37	27	400	50				175.2-850	174.1-865

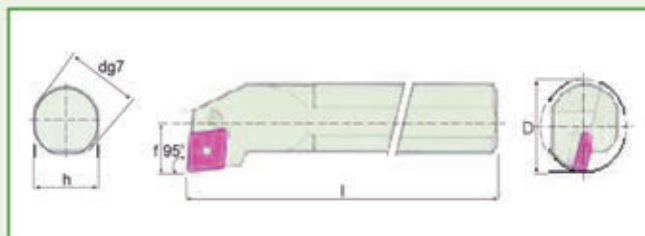
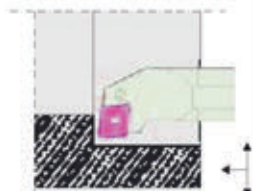
Fixação por Cunha-Grampo



Código	Dimensão (mm)					Inserto	Componentes				
							Cj. Grampo	Chave	Calço	Pino	Parafuso
	d	h	f	l	D min.						
S20S MWLNR/L 06	20	18	13	250	25	 WN_06	 5431.125-001	 Allen 2,5	-	5313.022-02	-
S25T MWLNR/L 06	25	23	17	300	32						
S25T MWLNR/L 08	25	23	17	300	32	 WN_08	 5431.125-021	 Allen 3,0	5322.331-09	5313.022-03	-
S32U MWLNR/L 08	32	30	22	350	40				5322.331-07		

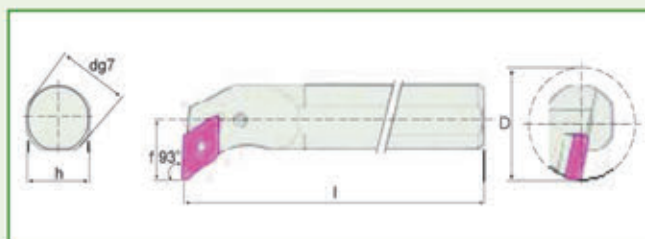
Fixação por Alavanca

PCLNR



Código	Dimensão (mm)					Inserto	Componentes				
	d	h	f	l	D _{min.}		Alavanca	Parafuso	Chave	Calço	Rebite
S16R PCLNR/L 09	6	15	11	200	20	CN_09			Allen 2,0	-	
S20S PCLNR/L 09	20	18	13	250	25						
S25T PCLNR/L 09	25	23	17	300	32						
S25T PCLNR/L 12	25	23	17	300	32	CN_12			Allen 2,5	-	
S32U PCLNR/L 12	32	30	22	350	40						
S40V PCLNR/L 12	40	37	27	400	50						
S50W PCLNR/L 16	50	47	35	450	63	CN_16			Allen 3,0	171.31-850M	174.3-861
S50W PCLNR/L 19	50	47	35	450	63	CN_19			Allen 4,0	171.31-851M	174.3-868

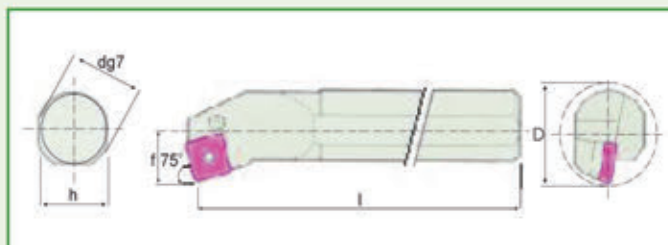
PDUNR



Código	Dimensão (mm)					Inserto	Componentes				
	d	h	f	l	D _{min.}		Alavanca	Parafuso	Chave	Calço	Rebite
S25T PDUNR/L 11	25	23	17	300	32	DN_11			Allen 2,0	-	
S32U PDUNR/L 11	32	30	22	350	40						
S40V PDUNR/L 15	40	37	27	400	50	DN_15			Allen 3,0	171.35-851M	174.3-861
S50W PDUNR/L 15	50	47	35	450	63						

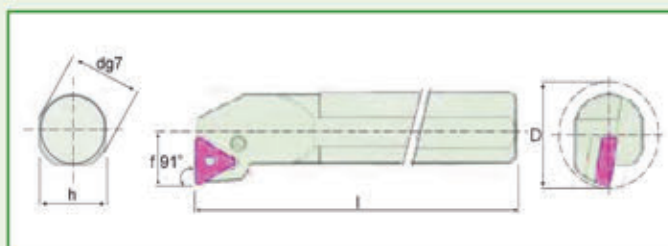
Fixação por Alavanca

PSKNR



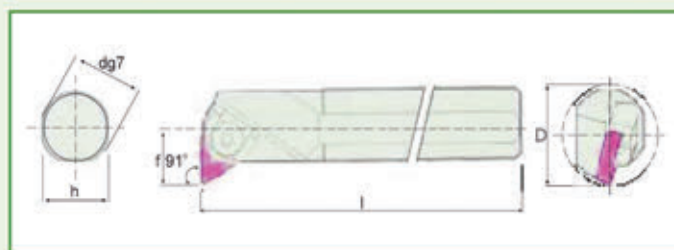

Código	Dimensão (mm)					Inserto	Componentes				
	d	h	f	l	D _{min.}		Alavanca	Parafuso	Chave	Calço	Rebite
S25T PSKNR/L 12	25	23	17	300	32	 SN_12					
S32U PSKNR/L 12	32	30	22	350	40		438.3-841-1	438.3-832	Allen 2,5	-	-
S40V PSKNR/L 12	40	37	27	400	50		174.3-848M	174.3-858	Allen 3,0	174.3-851M	174.3-861
							174.3-841M	174.3-821	Allen 3,0	174.3-851M	174.3-861

PTFNR



Código	Dimensão (mm)					Inserto	Componentes				
	d	h	f	l	D _{min.}		Alavanca	Parafuso	Chave	Calço	Rebite
S16R PTFNR/L 11	16	15	11	200	20	 TN_11					
S20S PTFNR/L 11	20	18	13	250	25		174.3-846-1	174.3-829	Allen 2,0	-	-
S25T PTFNR/L 11	25	23	17	300	32						

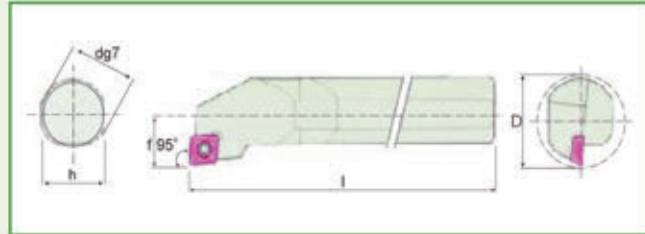
Fixação por Alavanca



Código	Dimensão (mm)					Inserto	Componentes					
	d	h	f	l	D _{min.}		Cj. Grampo	Chave	Calço	Pino	Parafuso	
S25T PTFNR/L 16W	25	23	17	300	32	 TN_16	 170.38.820-1	 Allen 2,5	-	5313.021-01	 5512.031-01	
S32U PTFNR/L 16W	32	30	22	350	40				 170.3-852	 5313.021-02		 3212.100-206
S40V PTFNR/L 16W	40	37	27	400	50							
S50W PTFNR/L 16W	50	47	35	450	63							
S40W PTFNR/L 22W	40	37	27	400	50				 TN_22	 170.38.821-1		 Allen 3,0
S50W PTFNR/L 22W	50	47	35	450	63							

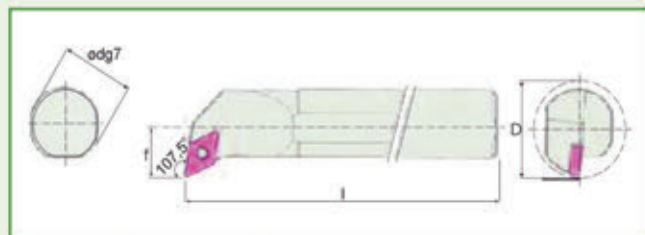
Fixação por Parafuso

SCLCR



Código	Dimensão (mm)					Inserto	Componentes			
	d	h	f	l	D _{min.}		Parafuso	Calço	Prf. Calço	Chave
S08K SCLCR/L 06	8	7	5	125	10	CC_06				
S10M SCLCR/L 06	10	9	7	150	12		5513.020-03	-	-	Torx T7
S12M SCLCR/L 06	12	11	9	150	16					
S16R SCLCR/L 06	16	15	11	200	20					
S16R SCLCR/L 09	16	15	11	200	20	CC_09	5513.020-09	-	-	Torx T15
S20S SCLCR/L 09	20	18	13	250	25		5513.020-09	-	-	Torx T15
S25T SCLCR/L 09	25	23	17	300	32		5513.020-10	5322.232-01	5512.090-01	Torx T15
S25T SCLCR/L 12	25	23	17	300	32	CC_12	5513.020-17	-	-	Torx T15
S32U SCLCR/L 12	32	30	22	350	40		5513.020-18	5322.232-02	5512.090-03	Torx T15
S40V SCLCR/L 12	40	37	27	400	50		5513.020-18	5322.232-02	5512.090-03	Torx T15

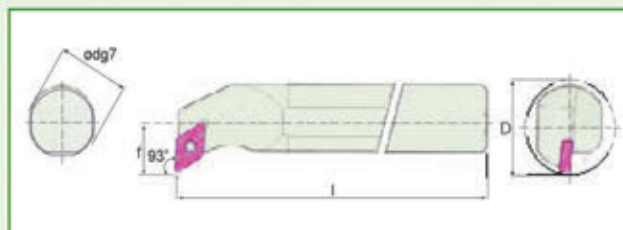
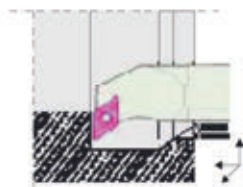
SDQCR



Código	Dimensão (mm)					Inserto	Componentes			
	d	h	f	l	D _{min.}		Parafuso	Calço	Prf. Calço	Chave
S10M SDQCR/L 07	10	9	7	150	13	DC_07				
S12M SDQCR/L 07	12	11	9	150	16		5513.020-03	-	-	Torx T7
S16R SDQCR/L 07	16	15	11	200	20					
S20S SDQCR/L 11	20	18	13	250	25	DC_11	5513.020-09	-	-	Torx T15
S25T SDQCR/L 11	25	23	17	300	32		5513.020-10	-	-	Torx T15

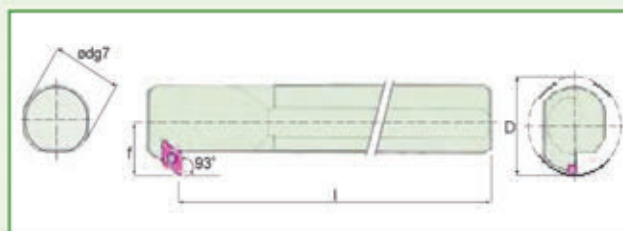
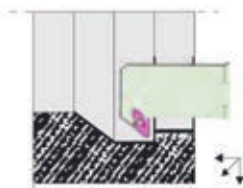
Fixação por Parafuso

SDUCR



Código	Dimensão (mm)					Inserto	Componentes			
	d	h	f	l	D min.		Parafuso	Calço	Prf. Calço	Chave
S10K SDUCR/L 07	10	9	125	7	13	DC_07	5513.020-03	-	-	Torx T7
S12M SDUCR/L 07	12	11	150	9	16					
S16R SDUCR/L 07	16	15	200	11	20					
S16R SDUCR/L 11	20	18	250	13	25	DC_11	5513.020-09	-	-	Torx T15
S20S SDUCR/L 11	25	23	300	17	32		5513.020-09	-	-	Torx T15
S25T SDUCR/L 11	32	30	350	22	40		5513.020-10	-	-	Torx T15
S32U SDUCR/L 11	16	15	200	11	20		5513.020-01	5322.263-02	5512.090-01	Torx T15

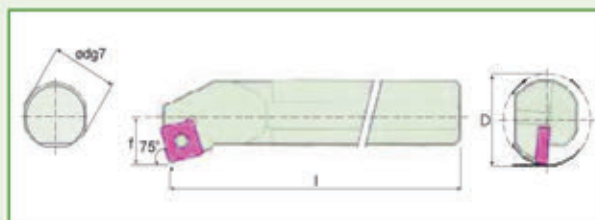
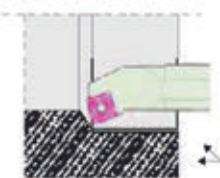
SDZCR



Código	Dimensão (mm)					Inserto	Componentes			
	d	h	f	l	D min.		Parafuso	Calço	Prf. Calço	Chave
S16R SDZCR/L 07	16	15	13	200	22	DC_07	5513.020-03	-	-	Torx T7
S20S SDZCR/L 07	20	18	15	250	27					
S25T SDZCR/L 07	25	23	18	300	33					
S32U SDZCR/L 11	32	30	22	350	40	DC_11	5513.020-01	5322.263-02	5512.090-01	Torx T15

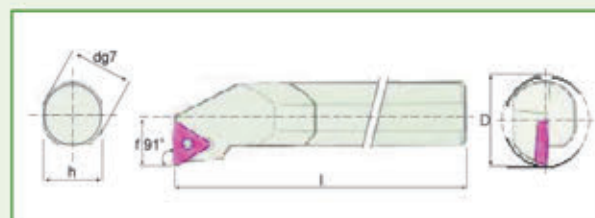
Fixação por Parafuso

SSKCR



Código	Dimensão (mm)					Inserto	Componentes			
	d	h	f	l	D _{min.}		Parafuso	Calço	Prf. Calço	Chave
S16R SSKCR/L 09	16	15	11	200	20	SC_09				
S20S SSKCR/L 09	20	18	13	250	25		5513.020-09	-	-	Torx T15
S25T SSKCR/L 12	25	23	17	300	32	SC_12				
S32U SSKCR/L 12	32	30	22	350	40		5513.020-17	-	-	Torx T15
							5513.020-18	5322.420-02	5512.090-03	Torx T15

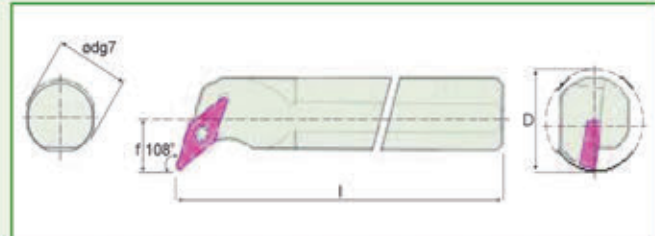

STFCR



Código	Dimensão (mm)					Inserto	Componentes			
	d	h	f	l	D _{min.}		Parafuso	Calço	Prf. Calço	Chave
S06H STFCR/L 06	6	5	4,5	100	8,5	TC_06				
S08K STFCR/L 06	8	7	5	125	10		5513.020-28	-	-	Torx T6
S10K STFCR/L 09	10	9	7	125	13	TC_09				
S12M STFCR/L 09	12	11	9	150	16		5513.020-27	-	-	Torx T6
S12M STFCR/L 11	12	11	9	150	16	TC_11				
S16R STFCR/L 11	16	15	11	200	20		5513.020-05	-	-	Torx T7
S20S STFCR/L 11	20	18	13	250	25	TC_16				
S25T STFCR/L 16	25	23	17	300	32		5513.020-03	-	-	Torx T7
S32U STFCR/L 16	32	30	22	350	40	TC_16				
S40V STFCR/L 16	40	37	27	400	50		5513.020-10	-	-	Torx T15
							5513.020-01	5322.320-01	5512.090-01	Torx T15

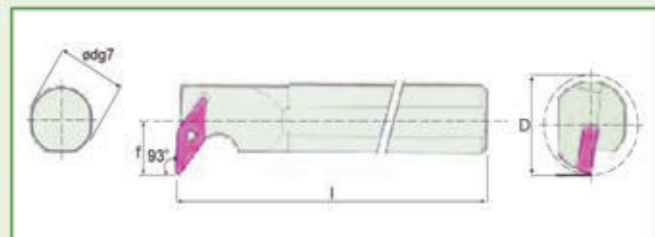
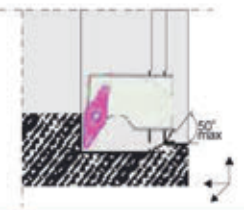
Fixação por Parafuso

SVQBR



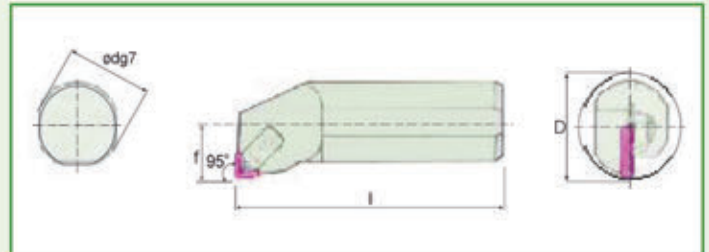
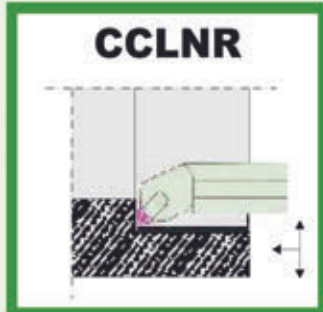
Código	Dimensão (mm)					Inserto	Componentes			
	d	h	f	l	D min.		Parafuso	Calço	Prf. Calço	Chave
S16R SVQBR/L 11	16	15	13	200	22	VB_11	5513.020-03	-	-	Torx T7
S20S SVQBR/L 11	20	18	15	250	27					
S25T SVQBR/L 11	25	23	18	300	33	VB_16	5513.020-01	5322.270-01	5512.090-01	Torx T15
S25T SVQBR/L 16	25	23	18	300	33					
S32U SVQBR/L 16	32	30	22	350	40					
S40V SVQBR/L 16	40	37	27	400	50					

SVUBR

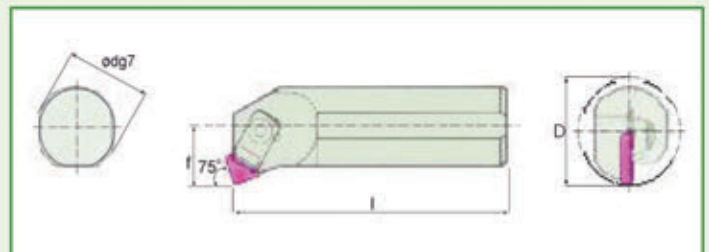


Código	Dimensão (mm)					Inserto	Componentes			
	d	h	f	l	D min.		Parafuso	Calço	Prf. Calço	Chave
S16R SVUBR/L 11	16	15	13	200	22	VB_11	5513.020-03	-	-	Torx T7
S20S SVUBR/L 11	20	18	15	250	27					
S25T SVUBR/L 11	25	23	18	300	33	VB_16	5513.020-01	5322.270-01	5512.090-01	Torx T15
S25T SVUBR/L 16	25	23	18	300	33					
S32U SVUBR/L 16	32	30	22	350	40					
S40V SVUBR/L 16	40	37	27	400	50					

Fixação por Grampo / Cerâmica



Código	Dimensão (mm)					Inserto	Componentes					
	d	h	f	l	D min.		Grampo	Chave	Calço	Prf. Calço	Pino	Chave 2
S40T CCLNR/L 12	40	70	37	300	27							
S50U CCLNR/L 12	50	70	47	350	32	CNG_12	C125-02 R/L	Allen 4,0	WCN231	S013-02	P032-02	Allen 2,5



Código	Dimensão (mm)					Inserto	Componentes					
	d	h	f	l	D min.		Grampo	Chave	Calço	Prf. Calço	Pino	Chave 2
S40T CSKNR/L 12	40	70	37	300	27							
						SNG_12	C125-02R/L	Allen 4,0	WSN-421	S013-02	P032-02	Allen 2,5